



Committed to Excellence in Education

**SAROJINI COLLEGE OF PHARMACY,
KOLHAPUR.**

ACADEMIC AUDIT REPORT

2023-2024

REPORT OF THE ACADEMIC AUDIT COMMITTEE

Date: 15 MAR 2021

1. **College Name:** Sarojini College of Pharmacy, Rajendra Nagar, Kolhapur
Address: R.S.No.576, Near Rajendranagar Water Tank, Rajendranagar, Kolhapur
Year of Establishment: 2017
- Telephone: STD Code:** 0231 697877
Government Approval No: TEM-2017/C.R.227/TE-4, **Date:** 23-05-2017
Fax: ---
E Mail ID: sarojini.instituteofpharmacy@gmail.com
Web Site: www.sarojinicollegeofpharmacy.com
Type of Institute / College: Co-Education
Location:
Status of University affiliation: Urban
- UGC 2F Approval:** No
UGC 12B Approval: No
NAAC Accreditation year & Grade: Not eligible -Not Accredited
NBA Accreditation year & Grade: Not eligible -Not Accredited
NIRF ranking: NA
Government approval status: Unaided/Non-Grantable
Name of the Principal of the College: Dr. Rajkumar S. Bagali
2. **Name of Trust / Society**
Names of Trust/Society: R.L. Tawade Foundation, Rajarampuri, Kolhapur.
Address: 1737, E Ward, 6th Lane, Rajarampuri, Kolhapur
Year of establishment: 1995
Telephone Std Code: 02312697877
Fax:
E mail ID: sarojini.instituteofpharmacy@gmail.com
Web site Address: www.sarojinicollegeofpharmacy.com

3. Name of Academic Audit Committee Members

Sr. No.	Name of The Members	Designation	Address
1	Dr. Shrinivas K. Mohite	Principal & Professor	Rajarambapu College of Pharmacy, Kasegaon.
2	Dr. Prafulla B. Choudhari	Associate Professor	Bharati Vidyapeeth College of Pharmacy, Kolhapur

4. Member who interacted with the committee

Sr. No.	Type of Member	Member Name	Remark
1	Mrs. Shobha K. Tawde	Secretary	Satisfactory Discussion on NEP readiness and preparation for NAAC accreditation

5. Details of programs offered by the College (Give data for first year- Current Academic Year)

S. No.	Program Level	Name of the Program / Course	Part	Duration	Entry Qualification	Medium of Instruction	Approval Type	Sanctioned /approved student strength	No. of students admitted	Govt. approval letter for college
1	Bachelor Degree	B.Pharm	1-4	4	12 th Pass (Category 40% , Open 45% CET passed with non zero score	English	Permanent Non-Grantable	100	76	227, 23-05-2017

6. List the Academic departments

Faculty / Branches	Name of the Department	UG	PG	Research
Science and Technology	Pharmaceutical Chemistry	Yes	No	Yes
Science and Technology	Pharmacology	Yes	No	Yes
Science and Technology	Pharmaceutics	Yes	No	Yes
Science and Technology	Pharmacognosy	Yes	No	Yes

7. Course wise Faculty Information: (Current Academic Year)

Sr No	Name of Faculty member	Designation	Specialization	Category	Date of Appointment
1	Dr.Rajkumar S.Bagali	Principal & Professor	Pharmacology	Open	16.11.2021
2	Dr.Kirankumar Hullatti	Professor	Pharmacognosy	Open	16.01.2023
3	Dr.Sachin R Patil	Professor	Pharmaceutics	Open	15.02.2023
4	Dr Pramodkumar J Shirote	Professor	Pharm. Chemistry	Open	11.3.2024
5	Dr.Zaki Hussain J Tamboli	Asso. Prof	Pharmaceutics	OBC	04.07.2022
6	Mrs. Sujata P. Choudhari	Assistant Prof	Quality Assurance	Open	1.7.2017
7	Ms. Preeti B. Patil- Vibhute	Assistant Prof	Pharmaceutics	OBC	16.8.2018
8	Ms. Bhagyashree Y. Sankpal	Assistant Prof	Pharmaceutics	OBC	16.8.2018
9	Mr. Karan B. Swami	Assistant Prof	Pharmaceutics	SC	22.10.2020
10	Mrs. Sonali K. Diwate	Assistant Prof	Quality Assurance	OBC	2.11.2020
11	Mr. Uddhhav U. Atkeere	Assistant Prof	Pharmaceutics	Open	22.10.2020
12	Ms. Neha N. Khebude	Assistant Prof	Pharm. Chemistry	Open	06.10.2021
13	Mrs.Pallavi Kadane	Assistant Prof	Quality Assurance	OBC	16.12.2021
14	Mrs.Shweta B.Powar	Assistant Prof	Pharm. Chemistry	OBC	01.09.2022
15	Ms.Shraddha S.Bhosale	Assistant Prof	Pharmaceutics	Open	11.01.2023
16	Ms.Vishakha B.Gadgil	Computer Instructor	Computer Science	Open	07.02.2023
17	Ms.Asavari R.Rasam	Assistant Prof	Quality Assurance	Open	08.02.2023
18	Mrs.Sheela S.Thorat	Assistant Prof	Pharm. Chemistry	OBC	10.02.2023
19	Ms.Shweta S.Patil	Assistant Prof	Quality Assurance	Open	10.02.2023
20	Mr.Mohan D . Dhere	Assistant Prof	Pharmaceutics	Open	05.06.2023
21	Mr.Vivek D.Savairam	Lecturer	Pharmacology	SBC	21.06.2023
22	Mr.Bhushan S.Varne	Assistant Prof	Pharmaceutics	OBC	01.08.2023
23	Ms.Smita P Kamalakar	Assistant Prof	Pharm. Chemistry	SC	01.08.2023
24	Ms.Pratiksha M.Babar	Assistant Prof	Pharmaceutics	SBC	01.08.2023
25	Ms.Kimaya P.Joshi	Lecturer	Pharmacology	Open	11.09.2023
26	Mr. Amol A. Dixit	Assistant Prof	Pharmaceutics	Open	03.10.2023
27	Mr.Vaibhav B.Chougale	Assistant Prof	Pharmacology	Open	01.01.2024



SAROJINI COLLEGE OF PHARMACY, KOLHAPUR

Academic Audit Committee Report - 2023-24

A) Infrastructure Information (100 marks)

Sr. No	Criteria	Marks Allotted	Observation	Marks Obtained	Committee Marks
Class rooms					
1	Adequate well-furnished Class rooms as per University/Apex body norms <ul style="list-style-type: none"> ·Required No 06 ·Available No 06 ·√ Adequate (10) Marks ·Less than Adequate (5) Marks ·Not Adequate (0) Marks 	10	Yes	10	10
2	Virtual Classroom with utilization <ul style="list-style-type: none"> ·√ If Yes (2) Marks ·No (0) Marks 	2	Yes	2	2
3	Number of classrooms with ICT Facilities <ul style="list-style-type: none"> ·√ Above 50% facilities (5) Marks ·More than 25% facilities (3) Marks ·More than 10 % (2) Marks 	5	Yes	5	5
Laboratories					
1	No. and Size of Laboratories as per University Norms/Apex body <ul style="list-style-type: none"> ·Required No 13 ·Available No 13 ·√ Adequate (5) Marks ·Less than Adequate (3) Marks ·Not Adequate (0) Marks 	5	Yes	5	5
2	Laboratory equipment available as per University/Apex body norms <ul style="list-style-type: none"> ·√ Adequate (5) Marks ·Less than Adequate (3) Marks ·Not Adequate (0) Marks 	5	Yes	5	5
3	Computers available as per University/Apex body Norms <ul style="list-style-type: none"> ·√ Adequate (5) Marks ·Less than Adequate (3) Marks ·Not Adequate (0) Marks 	5	Yes	5	5

Library

	Library				
1	Books in the library (1:5 Students: Books) (For Professional Course, as decided by the apexbodies) ·√ A) Reference Text Books (3) Marks ·√ B) Periodicals (1) Marks ·√ C) Newspapers (1) Marks	5	Yes	5	5
2	Journals ·√ i. International (Two each) (2) Marks ·√ ii. National (Two each) (2) Marks ·√ iii. E journals (Two each) (1) Marks	5	Yes	5	5
3	Digital Library Facilities: (E Journals /CD's/ DVD's/Infinite/ Delnet etc.) ·√ Adequate (5) Marks ·Sufficient (3) Marks ·Insufficient (0) Marks	5	Yes	5	5
4	·√ Internet Facility provided to staff & utilization (2)Marks	2	Yes	2	2
5	·√ Internet Facility for student with time table & utilization (2) Marks	2	Yes	2	2
6	√ Book Bank Facility (2) Marks	2	Yes	2	2
7	Library is automated ·√ Fully automated (5) Marks ·Partially automated (3) Marks	5	Yes	5	5
8	Reading Room ·√ A) Student (3) Marks ·√ B) Faculty (1) Marks	4	Yes	4	4
9	Budget allocated for purchase of books and journals during the year ·√ A) 2% or more than 2% of total budget excluding salary (3) Marks ·B) Up to 2% of total budget excluding salary (1) Marks	3	Yes	3	3

Faculty					
1	No. of required Teaching Faculty ·√ A. 100% Appointment- (14) Marks ·B. 76% to 99% Appointment- (10) Marks ·C. 51% to 75% Appointment (8) Marks ·D. Below 50% Appointment- (0) Marks	14	Yes	14	14
2	Faculties deputed / sponsored for the improvement of academic qualification during last year. (3) Marks	3	Yes	3	3
Sports					
1	Gymkhana (with All Facilities) ·√ A) Separate Room – (2) Marks ·√ B) Indoor - (2) Marks ·√ C) Outdoor (2) Marks	6	Yes	6	6
2	Well Equipped Playground ·√ A) Own - (4) Marks ·B) Rented - (2) Marks ·C) On contract basis (1) Marks	4	Yes	4	4
Curricular and Extracurricular activities					
1	NSS/NCC facility ·√ 1. Separate room for N.S.S. (2) Marks ·√ 2. Separate room for N.C.C (2) Marks	4	Yes	4	4
2	Facilities for extracurricular & Cultural ·√ Activities (4) Marks ·Adequate (3) Marks ·Sufficient (2) Marks	4	Yes	4	4

Grade

81% and Above = A+

71% to 80% = A

61% to 70% = B

51% to 60% = C

50% and Below = D

Total Marks: -
Marks of obtained :-

Percentage of marks :- 100%


Grade:- A+


College Marks

100

Committee Mark

100


Member
Dr Prafulla B. Choudhari
Associate Professor
B.V. C. P., Kolhapur.


Chairman
Dr. Shrinivas K. Mohite
Principal & Professor
R. C. P. Kasegaon.



PRINCIPAL
Rajarambapu College of Pharmacy
Kasegaon.

B) Process (300 Marks)

Sr. No	Criteria	Marks Allotted	Observation	Marks Obtained	Committee Marks
	Teaching-Learning and Evaluation -				
1	The institution assesses the learning levels of the students, after admission and organizes special programs for advanced learners and slow learners <ul style="list-style-type: none"> ·√ Advanced Learners Program: (5) Marks ·√ Slow Learners Program : (5) Marks 	10	Yes	10	10
2	Student centric methods, such as experiential learning, participative learning and problem solving methodologies etc. are used for enhancing learning experiences (02 Marks for each method)	30	Yes	30	30
3	Percentage of teachers using ICT for effective teaching with Learning Management Systems (LMS), E-learningresources etc <ul style="list-style-type: none"> ·√ 96 % to 100% Teachers (20) Marks ·76 % to 95 % Teachers (15) Marks ·51% to 75 % Teachers (10) Marks ·26 % to 50 % Teachers (5) Marks ·25 % & Less Teachers (2) Marks 	20	Yes	20	20
4	Ratio of mentor to students for academic and stress related issues (Total Teacher: Total Students)(Mentor: Mentee) <ul style="list-style-type: none"> ·√ Mentor: Mentee Ratio (1:50) - (5) Marks ·Mentor: Mentee Ratio (1:75) - (3) Marks ·Mentor: Mentee Ratio (1:100 & Above) - (2) Marks 	5	Yes	5	5
5	Number of capability enhancement and developmentschemes <ul style="list-style-type: none"> ·A. Guidance for competitive examinations ·B. Career Counseling ·C. Soft skill development ·D. Remedial coaching ·E. Language lab ·F. Bridge courses ·G. Yoga and Meditation ·H. Personal Counseling ·I. Brain Storming ·J. Any other ·√ 10 or more of the above (20) Marks ·Any 6 of the above (16) Marks ·Any 5 of the above (12) Marks ·Any 4 of the above (8) Marks ·Any 3 of the above (4) Marks 	20	Yes	20	20

6	The Institution ensures effective curriculum delivery through a well-planned and documented process <ul style="list-style-type: none"> ·√ Teaching Plan – (2) Marks ·√ Departmental meeting record for distribution of workload, timetable etc.- (1) Marks ·√ Feedback- (2) Marks 	5	Yes	5	5
7	Augmentation of Physical Infrastructure like classrooms, laboratories, library, computer equipments, etc. during the year	5	Yes	5	5
8	Upgradation on Laboratory equipments during the year	5	Yes	5	5
9	Expenditure for purchase of books & Journals, CD's DVD's etc. during the year.	3	Yes	3	3
10	Expenditure for e-journals and online library during the year.	2	Yes	2	2
11	New Courses introduced of the total number of courses across all Programs offered during the year. <ul style="list-style-type: none"> ·√ Above 5 (10) Marks ·Between 3 to 5 (5) Marks ·Below 3 (3) Marks 	10	No	0	0
12	Number of value-added courses imparting transferable and life skills offered during the year <ul style="list-style-type: none"> ·√ 100% Departments with at least one Value added Course (20) Marks ·76 % to 95 % (15) Marks ·51% to 75 % (10) Marks ·26 % to 50 % (5) Marks ·25 % & below (2) Marks 	20	Yes	20	20
13	Institution has created an eco-system for innovations including Incubation center and other initiatives for creation and transfer of knowledge <ul style="list-style-type: none"> ·√ Established Incubation center - (3) Marks ·√ Institution has created an eco-system and Other initiatives for creation and transfer of knowledge - (2) Marks 	5	No	0	0
14	Number of functional MoUs with institutions of National, International importance, other Universities, Industries, Corporate Houses etc. during the year (1 Mark for one functional MoU) (Maximum 10 Marks) <ul style="list-style-type: none"> ·MoUs with institutions of national, international importance ·MoUs with Other Universities ·MoUs with Industries & Corporate Houses 	10	Yes	10	10
15	Number of linkages for faculty exchange, student exchange, internship, field trip, on-the-job training, research, etc during the year (1 Mark for each activity)	10	Yes	10	10

	<ul style="list-style-type: none"> ·Number of linkages for faculty exchange ·Number of linkages for student exchange ·Number of linkages for internship ·Number of linkages for field trip ·Number of linkages for on-the-job training ·Number of linkages for research etc 				
16	<p>Percentage of students undertaking field projects /internships</p> <ul style="list-style-type: none"> ·√ 76% to 100% (10) Marks ·51% to 75% (5) Marks ·1% to 50% (3) Marks 	10	Yes	10	10
17	<p>Participation of College in different sports events of the university during last year. (Per Sport activity 1 Mark)</p>	10	Yes	10	10
18	<p>Organization & Participation Technical Quiz / Seminar / Paper presentation /Project competition / Cultural events during last year (Per Event 1 Mark)</p>	10	Yes	10	10
19	<p>Number of extension and outreach programs conducted in collaboration with industry, community and Non - Government Organizations through NSS/NCC/Red cross/YRC etc., during the year (Number of extension and outreach programs conducted) (1 Mark per activity)</p>	10	Yes	10	10
20	<p>Percentage of students participating in extension activities with Government Organizations, Non-Government Organizations and programs such as Swachh Bharat, Aids Awareness, Gender Issue, etc. during the year</p> <ul style="list-style-type: none"> ·1% to 25% (4) Marks ·26 % to 50% (10) Marks ·51 to 75% (12) Marks ·√ 76% to 100% (15) Marks 	15	Yes	15	15
21	Use of Learning Management System	5	Yes	5	5
22	<p>Contribution in Lead College Scheme</p> <ul style="list-style-type: none"> ·√ By college as Participant (5) Marks ·By College as Conducting authority (3) Marks 	5	Yes	5	5
23	Contribution in SUK Journals	5	No	0	0
24	<p>No. of Faculty Members assisted for university assessment. Total Answer book by each faculty member</p> <ul style="list-style-type: none"> ·√ Assessed more than 50% their students admitted in college (5) Marks Assessed less than 50% their students admitted in college (3) Marks Assessed exactly admitted students in their college (2) Marks 	5	Yes	5	5
25	<p>Participation in Cultural Programme</p> <ul style="list-style-type: none"> ·International Level/National Level (3) Marks ·√ State Level & University Level (2) Marks 	5	Yes	2	2
26	Participation of University sponsored schemes at college level	5	Yes	5	5

Research					
1	Financial Assistance provided from college to faculty for research	5	Yes	5	5
2	Organizing workshops / seminars for inculcating research habits amongst teachers	5	Yes	5	5
3	Incubation centers in the Institutions	3	No	0	0
4	Leave and other incentives provided to teachers for research	3	Yes	3	3
5	The teachers benefited under FIP scheme of UGC during last three year.	5	No	0	0
6	Workshops / seminars organized during last three years for inculcating research habits amongst students	3	Yes	3	3
7	Research competitions, quiz etc. organized for students during last three years	5	Yes	5	5
8	Motivation for participation to students in research events like Avishkar etc.	3	Yes	3	3
9	Financial assistants provided to students for research activities from the institution	5	Yes	5	5
10	Participation in SUK sponsor research Scheme	5	Yes	5	5
11	Prospective Plans achieved by the College	2	Yes	2	2
Sports					
1	Sports Scholarship / Financial assistance provided to students for sports activity	3	Yes	3	3
2	Extra coaching provided to sportsman for particular Sports.	3	No	0	0
3	Financial assistant for dietary food, travelling etc. to sports students.	3	No	0	0
4	Organized workshops / Seminars for sports students.	2	No	0	0

Grade

81% and Above = A+

71% to 80% = A

61% to 70% = B

51% to 60% = C

50% and Below = D

Total Marks: -

Marks of obtained :-

Percentage Of marks :-

Grade: -

College Marks

300

261

A+

Committee Mark

261

87%

Member

Dr. Prafulla B. Choudhari
Associate Professor
B.V. C. P., Kolhapur.



Chairman

Dr. Shrinivas K. Mohite
Principal & Professor
R. C. P. Kasegaon..

PRINCIPAL

Rajarambapu College of Pharmacy
Kasegaon.

C. Output (100 Marks)

Sr.No	Criteria	Marks Allotted	Observation	Marks Obtained	Committee Marks
1	Average result of Final year of last year. ·√ 91% to 100% Result (10) Marks ·81% to 90 % Result (8) Marks ·71% to 80% Result (6) Marks ·61% to 70% Result (4) Marks ·60% & Below Result (2) Marks	10	Yes	10	10
2	No. of students passed in first class and above in final year (last year) ·√ 71% to 100 % (5) Marks ·51% to 70 % (3) Marks ·26% to 50 % (2) Marks ·25% to 1 % (1) Marks	5	Yes	5	5
3	No. of students in University merit list in final year (last year) (5 Mark for student in Merit List) (Maximum 5Marks)	5	Yes	5	5
4	Percentage of student progression to higher education(previous graduating batch) A. UG to PG/ PG to M. Phil./Ph. D: B. PhD to Post doctoral: ·√ 61% to 100% (5) Marks ·41% to 60% (4) Marks ·21% to 40% (3) Marks ·20% & Less (2) Marks	5	Yes	4	4
5	Percentage of students qualifying in state/ national/ international level examinations during the year (e.g.:NET/SLET/GATE/ GMAT, CAT/ GRE/TOEFL/Civil Services/State government examinations) ·No of appeared students ·No of Qualified students ·√ Above 2% (of appeared students) (5) Marks ·Less than 2% (of appeared students)- (2) Marks	5	Yes	5	5

[Handwritten signature]



[Handwritten signature]

6	<p>Percentage of placement of outgoing students during the last year Name of the employer with contact details Number of students placed Name of the employer with contact details Number of students placed</p> <p>·√ 31 % To 100% (5) Marks ·21 to 30% (3) Marks ·11 to 20 % (2) Marks ·1 to 10% (1) Marks</p>	5	Yes	5	5
7	<p>Number of research papers published in the Journals notified on UGC website during the years (ISSN Only) (Total Papers ÷ Total Teachers) × 100 ·No of Paper published ·√ Per teacher Three Papers-76 % to 100 % (10) ·Per teacher Two Papers - 51% to 75 % (8) Marks ·Per teacher One Paper - 26 % to 50 % (5) Marks ·Per teacher Below One Paper – 1% to 25% (2) Marks</p>	10	Yes	10	05
8	<p>Books and chapters in edited volumes / books published, and papers in national / international conference-proceedings per teacher during the year (ISBN / ISSN Only) ·Number of papers Published in Proceeding during Year:- (1 Mark per Paper, Maximum 5 Marks) ·Number of Books Published during Year: - (1 Mark Per Book, Maximum 5 Marks) ·Chapters in books Published during Year :- (0.5 Mark Per Chapter, Maximum 5 Marks)</p>	15	Yes	10	05
9	<p>No. of faculty members presented papers in symposium / workshop / conference / seminar in last year. (1 Mark per Paper, Maximum 5 Marks)</p>	5	Yes	5	5
10	<p>No. of Faculties contributed as resource persons at QIP/symposium /workshop / conference / seminar in last year. (1 Mark per Resource Person, Maximum 5 Marks)</p>	5	Yes	5	5

Handwritten signature

Principal
Principal of College
Principal

11	No. of Students Completed M. Phil/Ph. D under the guidance of faculty Members in College. (1 Mark per Student, Maximum 5 Marks)	5	No	0	0
12	No. of Major/Minor Research Projects undertaken by faculty. (1 Mark per Project, Maximum 5 Marks)	5	Yes	2	2
13	Number of awards and recognition received by faculty from Government /recognized bodies during the year (1 Mark per Award/Recognitions) Total Number of Awards & Recognitions	5	Yes	1	1
14	Number of awards/medals for outstanding performance in sports/cultural activities at university/state/national/international level etc. (award for a team event should be counted as one) during the year ·√ International (Sports/ Cultural) (3) Marks ·√ National (Sports/ Cultural) (2) Marks	5	Yes	3	2
15	Sports Scholarship received by the college during last year.	5	No	0	0
16	Percentage of students benefitted by Vocational Education and Training (VET)/Skill education/ professional education during the year ·√ 51 to 100% (5) Marks ·26 to 50% (3) Marks ·1% to 25 % (2) Marks	5	Yes	5	5

Grade

81% and Above = A+

71% to 80% = A

61% to 70% = B

51% to 60% = C

50% and Below = D

Total Marks: -
Marks of obtained :-

Percentage Of marks :-

Grade: -

College Marks


100


64%

Committee Mark

64

B


Member
Dr. Prafulla B. Choudhari
Associate Professor
B.V. C. P., Kolhapur.


Chairman
Dr. Shrinivas K. Mohite
Principal & Professor
R. C. P. Kasegaon..

PRINCIPAL
Rajarambapu College of Pharmacy
Kasegaon.

